



ESTATE AGENTS

www.cwestateagents.co.uk



9 Simpson Court, Leighton, Crewe CW1 4TU

Offers in excess of £260,000







Set within the popular Leighton area of Crewe, this home enjoys a superb position for families and professionals alike. The location is particularly convenient for Leighton Hospital, making it ideal for healthcare workers, while a selection of well-regarded schools are close by. Everyday amenities are easily accessible, and Crewe Railway Station offers excellent rail links for commuters, including direct services to major cities.

Tucked away at the end of a quiet cul-de-sac, this attractive three-bedroom detached home is a perfect choice for growing families. One of its standout features is the exceptionally generous plot, far larger than you might expect, providing ample outdoor space for children to play, entertaining, or future landscaping.

- Popular Leighton area of Crewe close to the hospital
- Exceptionally generous plot
- Tucked away at the end of a quiet cul-de-sac
- Detached with three bedrooms
- Beautifully presented throughout
- Additions of conservatory and additional reception room



 01606 514 152
  info@cwestateagents.co.uk
 @CWestateAgent
  @CWestateAgents